



# Hi-Yield<sup>®</sup>

**CONTROLS  
BEDBUGS**

## Indoor/ Outdoor

### BROAD USE INSECTICIDE

#### Including Turf, Gardens & Ornamentals

Use In,  
Around  
& On:  
Homes  
Turf  
Trees  
Shrubs  
Vegetables  
Fruits

- Use In Homes To Control Cockroaches, Ants, Flies, Silverfish, Fleas, Ticks And Many Other Listed Insects.
- For Use Outdoors Around Homes To Control Ants, Crickets, Earwigs, Cockroaches, Mosquitoes, Biting Midges, Flies And Other Listed Insects.

For Use by Licensed Pest Control Operators or Commercial Applicators Only.

**ACTIVE INGREDIENT:**

\* Permethrin ..... 10.0%

**OTHER INGREDIENTS\*\*:** ..... 90.0%

**TOTAL:** ..... 100.0%

\* Cis/trans isomers ratio: min. 35% (±) cis and max. 65% (±) trans.

\*\* Contains petroleum distillates.

**KEEP OUT OF REACH  
OF CHILDREN  
WARNING**

**See Back Panel For Additional  
Precautionary Statements.**

**NET CONTENTS ONE QUART (32 FL. OZS.)**

Hi-Yield® Indoor/Outdoor Broad Use Insecticide

15M-11-0612 FH

### FIRST AID

Have the product container or label with you when calling a Poison Control Center or doctor, or going for treatment.

|                               |                                                                                                                                                                                                                                                                                                                       |
|-------------------------------|-----------------------------------------------------------------------------------------------------------------------------------------------------------------------------------------------------------------------------------------------------------------------------------------------------------------------|
| <b>If Swallowed</b>           | <ul style="list-style-type: none"><li>• Immediately call a Poison Control Center or doctor.</li><li>• Do not induce vomiting unless told to do so by the Poison Control Center or doctor.</li><li>• Do not give any liquid to the person.</li><li>• Do not give anything by mouth to an unconscious person.</li></ul> |
| <b>If In Eyes</b>             | <ul style="list-style-type: none"><li>• Hold eye open and rinse slowly and gently with water for 15-20 minutes.</li><li>• Remove contact lenses, if present, after the first 5 minutes, then continue rinsing eye.</li><li>• Call a Poison Control Center or doctor for treatment advice.</li></ul>                   |
| <b>If On Skin Or Clothing</b> | <ul style="list-style-type: none"><li>• Take off contaminated clothing.</li><li>• Rinse skin immediately with plenty of water for 15-20 minutes.</li><li>• Call a Poison Control Center or doctor for treatment advice.</li></ul>                                                                                     |
| <b>If Inhaled</b>             | <ul style="list-style-type: none"><li>• Move person to fresh air.</li><li>• If person is not breathing, call 911 or an ambulance, then give artificial respiration, preferably by mouth-to-mouth, if possible.</li><li>• Call a Poison Control Center or doctor for treatment advice.</li></ul>                       |

In the event of a medical or chemical emergency, contact  North America 1-800-255-3924 or Worldwide Int'l. + 01- 813-248-0585.


Manufactured By:



230 FM 87  
BONHAM, TEXAS 75418  
EPA Reg. No. 7401-455  
EPA Est. No. 7401-TX-1  
Visit Us At: [www.hi-yield.com](http://www.hi-yield.com)



PEEL FROM CORNER OF BOOKLET



**Note to Physician And Veterinarian:** Do not administer or instill milk, cream or other substances containing vegetable or animal fats which enhance absorption of lipophilic substances. This product contains petroleum distillates. Vomiting may cause aspiration pneumonia.

Emergency Phone Numbers:


**Human Health, Call Poison Control Center: 800-900-4044**

### **PRECAUTIONARY STATEMENTS HAZARDS TO HUMANS AND DOMESTIC ANIMALS**

**WARNING:** Causes skin irritation and moderate eye injury. Harmful if swallowed, inhaled or absorbed through skin. Prolonged or frequently repeated skin contact may cause allergic reactions in some individuals. Do not get on skin or on clothing. Avoid contact with eyes. Avoid breathing vapor or spray mist. Wash thoroughly with soap and water after handling. Remove contaminated clothing and wash clothing before re-use. Do not allow children or pets to go onto a treated area until the treated area such as grass or soil has dried.

### **PERSONAL PROTECTIVE EQUIPMENT**

All pesticide handlers (mixers, loaders, and applicators) must wear a waterproof apron or long-sleeved shirt and long pants, socks, shoes and chemical-resistant gloves. Regular work shirts, pants, socks, shoes and waterproof gloves are sufficient after the product is diluted in accordance with label Directions For Use and/or when mixing and loading using a closed spray tank transfer system, or an in-line injector system. In addition, all pesticide handlers must wear a respiratory protection device<sup>1</sup> when working in a non-ventilated space; all pesticide handlers must wear protective eyewear (goggles and/or a face shield and/or shielded safety glasses with front, brow and temple protection) when working in a non-ventilated space or when applying termiticide by rodding or sub-slab injection.



<sup>1</sup>Use one of the following Mine Safety and Health Administration (MSHA) National Institute for Occupational Safety and Health (NIOSH) respirator types with approval number prefixes: TC-21C (Dust/mist filtering); TC-19C (Supplied-air); TC-13F (Self-contained breathing apparatus (SCBA)); TC-14G (Organic-vapor removing with pre-filter for removing pesticides).

When treating adjacent to an existing structure, the applicator must check the area to be treated, and immediately adjacent areas of the structure, for visible and accessible cracks and holes to prevent any leaks or significant exposures to persons occupying the structure. People present or residing in the structure during application must be advised to remove their pets and themselves from the structure if they see any signs of leakage. After application, the applicator is required to check for leaks. All leaks resulting in the deposition of termiticide in locations other than those prescribed on this label must be cleaned up prior to leaving the application site. Do not allow people or pets to contact contaminated areas or to reoccupy contaminated areas of the structure until the clean up is completed.


### **USER SAFETY RECOMMENDATIONS**

Users should:

- Wash hands before eating, drinking, chewing gum, using tobacco, or using the toilet.
- Remove clothing immediately if pesticide gets inside. Then wash thoroughly and put on clean clothing.
- Remove PPE immediately after handling this product. Wash the outside of gloves before removing. As soon as possible, wash thoroughly and change into clean clothing.

### **ENVIRONMENTAL HAZARDS**

To protect the environment, do not allow pesticide to enter or run



off into storm drains, drainage ditches, gutters or surface waters. Applying this product in calm weather when rain is not predicted for the next 24 hours will help to ensure that wind or rain does not blow or wash pesticide off the treatment area. Rinsing application equipment over the treated area will help avoid run off to water bodies or drainage systems.

### **PHYSICAL AND CHEMICAL HAZARDS**

Do not use or store near heat or open flame. Do not use this product in or around electrical equipment due to the possibility of shock hazard.

**NOTICE:** BUYER ASSUMES ALL RISKS OF USE, STORAGE OR HANDLING OF THIS PRODUCT NOT IN STRICT ACCORDANCE WITH DIRECTIONS GIVEN HEREWITH. VOLUNTARY PURCHASING GROUPS, INC. WARRANTS THIS PRODUCT TO CONFORM TO THE CHEMICAL DESCRIPTION ON THE LABEL AND FOR THE PURPOSES STATED ON THE LABEL. THE LIMIT OF ANY LIABILITY INCURRED SHALL BE THE PURCHASE PRICE PAID BY THE USER OR BUYER.

### **DIRECTIONS FOR USE**

It is a violation of Federal Law to use this product in a manner inconsistent with its labeling.


#### **READ ENTIRE LABEL BEFORE EACH USE.**

Not for use on Plants being grown for sale or other commercial use or for commercial seed production or for research purposes.

### **STORAGE AND DISPOSAL**

Do not contaminate water, food or feed by storage or disposal.

**Pesticide Storage:** Store product in its original container in a cool, dry, locked place out of reach of children and domestic animals. Always store container in an upright position.



**Pesticide Disposal:** Wastes resulting from the use of this product may be disposed of on site or at an approved waste disposal facility.

**Container Disposal: Non-refillable container. Do not reuse or refill this container.** Triple rinse (or equivalent). Triple Rinse As Follows: Empty the remaining contents into application equipment or a mix tank and drain for 10 seconds after the flow begins to drip. Fill the container 1/4 full with water and recap. Shake for 10 seconds. Pour rinsate into application equipment or a mix tank or store rinsate for later use or disposal. Drain for 10 seconds after the flow begins to drip. Repeat this procedure two more times. Then offer for recycling or reconditioning, or puncture and dispose of in a sanitary landfill, or incineration, or, if allowed by state and local authorities, by burning. If burned, stay out of smoke.

## HOW TO MIX AND APPLY

Unless otherwise directed, mix the recommended amount of **HI-YIELD® INDOOR/OUTDOOR BROAD USE INSECTICIDE INCLUDING TURF, GARDENS & ORNAMENTALS** per 4 gallons of water and apply in accordance with specific Directions For Use. Where appropriate, calculate the area to be treated by measuring the length and the width then multiply together to determine the square footage of the area to be treated.

Unless otherwise directed, apply **HI-YIELD® INDOOR/OUTDOOR BROAD USE INSECTICIDE INCLUDING TURF, GARDENS & ORNAMENTALS** with a pump-up or other commercial type sprayer capable of delivering a coarse spray. When mixing, first fill the sprayer with half of the required amount of water, then measure and add the appropriate amount of **HI-YIELD® INDOOR/OUTDOOR BROAD USE INSECTICIDE INCLUDING TURF, GARDENS & ORNAMENTALS**. Complete filling the sprayer with the remaining amount of required water. Shake the sprayer or initiate agitation to mix the product and water. Thorough spray coverage is necessary, but avoid spray runoff.

For large area coverage, this product may also be used through a hose-end type sprayer such as a **ferti•lome® Air-O-Matic Hose-end Spray**.



Always follow the directions provided with the hose-end sprayer type for proper dilution and application of **HI-YIELD® INDOOR/OUTDOOR BROAD USE INSECTICIDE INCLUDING TURF, GARDENS & ORNAMENTS**.

Do not use food utensils, such as measuring spoons or cups, for food purposes after use in measuring pesticides.

### **OUTDOOR ORNAMENTS**

**(IN RESIDENTIAL LANDSCAPED AREAS AND LANDSCAPED AREAS AROUND INSTITUTIONAL, PUBLIC, COMMERCIAL AND INDUSTRIAL BUILDINGS, PARKS, RECREATIONAL AREAS AND ATHLETIC FIELDS (INCLUDING TREES, SHRUBS, FLOWERS, EVERGREENS, FOLIAGE PLANTS AND GROUND COVERS)):**

**Not for use in Nurseries.** Use at the rate of 1 fl. oz. in 4 gallons of water. Apply as a uniform spray, thoroughly wetting all Plant parts. Do not spray to the point of runoff. Apply to cover underside of leaves and to penetrate dense foliage. Adjust spray volume used to Plant size.



| PLANTS                                                                                                                                                                                                                                                                                                                                                         | INSECTS                                                                                                                                                                                                | INSTRUCTIONS                                                                                                                                                                                                          |
|----------------------------------------------------------------------------------------------------------------------------------------------------------------------------------------------------------------------------------------------------------------------------------------------------------------------------------------------------------------|--------------------------------------------------------------------------------------------------------------------------------------------------------------------------------------------------------|-----------------------------------------------------------------------------------------------------------------------------------------------------------------------------------------------------------------------|
| Ageratum, Arizona Cypress, Aster, Azalea, Begonia, Coleus, Common Ninebark, Common Snowberry, Elm, Exacum, Eucalyptus, English Ivy, Gladiolus, Gold Bells, Hypoestes, Ivy, Lilac, Marigold, Mock Orange, Nannyberry, Orchid, Palm, Pansy, Pea Shrub, Petunia, Philodendron, Poinsettia, Rhododendron, Rose, Snapdragon, Taxus, Wax Plants, Weeping Fig, Zinnia | Aphids, Bagworms, Cicadas, Corn Earworms, Cankerworms (Fall), Inchworms, Leafminers, Leafrollers, Lilac Borer, Mealybugs, Rhododendron Borer, Spider Mites, Taxus Weevil, Thrips (Exposed), Whiteflies | Spray in the late afternoon or evening when the temperature ranges from 50°F to 75°F and when there is little or no wind. Repeat every 4 to 8 days as necessary. Application can be made up to the day of collection. |

### **ORNAMENTAL TREES & SHRUBS**

**(IN RESIDENTIAL LANDSCAPED AREAS AND LANDSCAPED AREAS AROUND INSTITUTIONAL, PUBLIC, COMMERCIAL AND INDUSTRIAL BUILDINGS, PARKS, RECREATIONAL AREAS AND ATHLETIC FIELDS (INCLUDING TREES, SHRUBS, FLOWERS, EVERGREENS, FOLIAGE PLANTS AND GROUND COVERS)):**



**Not for use in Nurseries.** Use at the rate of 1 fl. oz. in 4 gallons of water. Apply as a uniform spray, thoroughly wetting leaves and branches. Do not spray to the point of runoff. Apply to cover underside of leaves and to penetrate dense foliage. Adjust spray volume used to plant size.

| PLANTS                                                                                                                                                                                                                     | INSECTS                                                                                                                                                   | INSTRUCTIONS                                                                                                                                                                                                                                                                                        |
|----------------------------------------------------------------------------------------------------------------------------------------------------------------------------------------------------------------------------|-----------------------------------------------------------------------------------------------------------------------------------------------------------|-----------------------------------------------------------------------------------------------------------------------------------------------------------------------------------------------------------------------------------------------------------------------------------------------------|
| Arizona Cypress, Azalea, Birch, Cherry, Non-Bearing Citrus, Conifers, Elm, English Ivy, Euonymus, Weeping Fig, Fir, Honeysuckle, Lilac, Mock-orange, Oak, Palm, Philodendron, Pine, Poinsettia, Tulip, Rhododendron, Taxus | Aphids, Bagworms, Cicadas, Cankerworms (Fall), Inchworms, Leafminers, Leafrollers, Mealybugs, Spider Mites, Thrips (Exposed), Webworms (Fall), Whiteflies | Spray at the first sign of Insects. Spray in late afternoon or evening, when the temperature ranges from 50° to 75°F and when there is little or no wind. Repeat applications at 4 to 8 day intervals only as needed to control infestations. Applications can be made up to the day of collection. |
| Conifer                                                                                                                                                                                                                    | Budworms                                                                                                                                                  |                                                                                                                                                                                                                                                                                                     |
| Elm                                                                                                                                                                                                                        | Elm Leaf Beetles, Elm Spanworms, Fall Webworms                                                                                                            |                                                                                                                                                                                                                                                                                                     |
| Douglas and Grand Firs                                                                                                                                                                                                     | Tussock Moths                                                                                                                                             |                                                                                                                                                                                                                                                                                                     |
| Non-Bearing Citrus                                                                                                                                                                                                         | Citrus Black Flies                                                                                                                                        |                                                                                                                                                                                                                                                                                                     |
| Oak                                                                                                                                                                                                                        | Oakworms                                                                                                                                                  |                                                                                                                                                                                                                                                                                                     |

| PLANTS | INSECTS                                                     | INSTRUCTIONS |
|--------|-------------------------------------------------------------|--------------|
| Pine   | Pine Beetles, Pine Moths, Pine Needle Miners, Needle Scales |              |

**To Control And Prevent Bark Beetles And Boring Insects (Including, But Not Limited To: Ash Borer, Bronze Birch Borer, Rhododendron Borer, Elm Bark Beetles And Turpentine Beetles):** Mix 1 1/2 - 3 fl. ozs. of this product per 1 gallon water. Treat lower branches and trunk areas until thoroughly wet but avoid applying to the point of runoff. Apply prior to adult emergence. Use the higher rate for heavy pest infestation. Use the lower rate for preventative control. Apply in early May and again in early June.



### **NUISANCE PESTS IN OUTDOOR AREAS**

Use at the rate of 6 2/3 fl. oz. per 1 gallon water to treat 1,600 linear feet with a 6-inch spray band.

| <b>WHERE</b>                  | <b>INSECTS</b>                                                        | <b>INSTRUCTIONS</b>                                                                                                                                                                                                                                                                                                                                                                                                                           |
|-------------------------------|-----------------------------------------------------------------------|-----------------------------------------------------------------------------------------------------------------------------------------------------------------------------------------------------------------------------------------------------------------------------------------------------------------------------------------------------------------------------------------------------------------------------------------------|
| Outside Surfaces of Buildings | Ants, Clover Mites, Crickets, Earwigs, Millipedes, Sowbugs (Pillbugs) | To help prevent infestation of buildings, treat the building foundation to a height of 2 to 3 feet, where Pests are active and may find entrance. Also, apply as a residual spray to outside surfaces of buildings, including porches, screens, window frames, eaves, patios, garages, refuse dumps and other areas where these Pests congregate or have been seen. Repeat treatment every 14 days only as needed to maintain Insect control. |

| WHERE                          | INSECTS                                                                       | INSTRUCTIONS                                                                                                                                                                                                                                                                                         |
|--------------------------------|-------------------------------------------------------------------------------|------------------------------------------------------------------------------------------------------------------------------------------------------------------------------------------------------------------------------------------------------------------------------------------------------|
|                                | <p>Ants, Crickets,<br/>Earwigs,<br/>Fleas, Lone Star<br/>Ticks</p>            | <p>For localized infestations of these Insects in areas where there are weeds or bushy non-crop areas, spray infested areas thoroughly. For Ants, thoroughly wet hills and runways. Repeat applications only when reinfestation occurs.</p>                                                          |
| <p>Other Outdoor<br/>Areas</p> | <p>Flies (Cluster and House),<br/>Flying Moths,<br/>Gnats,<br/>Mosquitoes</p> | <p>Use as an aid in reducing the annoyance from these Insects, spray outside surfaces of screens, doors, window frames or wherever these Insects may enter the room. Also treat surfaces around light fixtures on porches, in garages and other places where these Insects alight or congregate.</p> |



| WHERE | INSECTS           | INSTRUCTIONS                                                                                                                                                                                                                                                                                                                                       |
|-------|-------------------|----------------------------------------------------------------------------------------------------------------------------------------------------------------------------------------------------------------------------------------------------------------------------------------------------------------------------------------------------|
|       | Tent Caterpillars | Apply when Caterpillars are young and tents are first noticed. For best results, apply in the late afternoon or evening, when Caterpillars have returned to their tents. Wet tents with spray on all sides. A few Caterpillars may be seen escaping from the tent; however, they should die within several hours. Treat new tents that may appear. |

**FOR LAWNS AROUND RESIDENTIAL, INSTITUTIONAL, PUBLIC, COMMERCIAL AND INDUSTRIAL BUILDINGS, PARKS, RECREATIONAL AREAS AND ATHLETIC FIELDS, AND OTHER NON-AGRICULTURAL OUTDOOR AREAS.**

(Bentgrass, Bermudagrass, Bluegrass, Dichondra, Fescue, Irish Moss, Merion and St. Augustine Grass): For control of (*Ants [aids in control of Fire Ants], Armyworms, Brown Dog Ticks, Chinch Bugs, Crickets, Cutworms, Fleas, Japanese Beetle Grubs, Grasshoppers, Mole Crickets and Sod Webworms*), consult the following chart:

**Not for Use on sod farms or golf courses.**

| PESTS                                                                                                                                            | DIRECTIONS                                                                                                                                                                                                                                                                                                                                                                                                                                                                                                                                                                                                                                              |
|--------------------------------------------------------------------------------------------------------------------------------------------------|---------------------------------------------------------------------------------------------------------------------------------------------------------------------------------------------------------------------------------------------------------------------------------------------------------------------------------------------------------------------------------------------------------------------------------------------------------------------------------------------------------------------------------------------------------------------------------------------------------------------------------------------------------|
| <p>Armyworms, Brown Dog Ticks, Cutworms, Chinch Bugs, Fleas, Japanese Beetle Grubs, Mole Crickets, Sod Webworms Crickets, Grasshoppers, Ants</p> | <p>Thoroughly wet down grass a few hours before applying. Turf should be no taller than 3 inches at time of application. Slightly more water may be used as long as the amount of product per area is as follows. For heavy infestations, repeat application after 2 weeks. For Ants, Crickets, Grasshoppers, mix 1/2 fl. ozs. in 3 gallons of water and treat 1,000 sq. ft. For all other Insects, mix 1 1/2 fl. ozs. in 10 gallons of water and treat 1,000 sq. ft.</p>                                                                                                                                                                               |
| <p>Fire Ants</p>                                                                                                                                 | <p>Mix 1 1/2 fl. ozs. in 1 gallon of water to treat one mound. Apply the solution as a gentle rain to each Fire ant mound using a sprinkler can. Thoroughly wet the mound and the surrounding area to a 4-foot diameter. For best results, apply in cool weather, 65°-80° F, or in early morning or late evening hours. Treat new mounds as they appear. Do not disturb the mound prior to treatment. Treat all mounds in the vicinity, and treat all colonies which have not yet constructed mounds. Do not use equipment that produces a pressurized spray since this will disturb Fire Ants and cause migration, reducing product effectiveness.</p> |

## VEGETABLES AND FRUITS

**(For Vegetable, Fruit And Nut Crops Grown Around The Home Only.)** Use at the rate given in the table in 4 gallons of water to cover 4,000 square feet. Spray at the first sign of Insects. Wet the Plants for thorough and uniform coverage but avoid applying to the point of runoff. Apply to cover the underside of leaves and to penetrate dense foliage. Treat in late afternoon or evening, when the temperatures range from 50° to 75°F and when there is little or no wind.

| VEGETABLE & FRUIT                                                                  | TARGET PEST(S)                                                                                       | REMARKS                                                                                                                                                                                                                                                                                    | RATE/4 GAL. WATER |
|------------------------------------------------------------------------------------|------------------------------------------------------------------------------------------------------|--------------------------------------------------------------------------------------------------------------------------------------------------------------------------------------------------------------------------------------------------------------------------------------------|-------------------|
| <b>Cole Crops:</b><br>Broccoli,<br>Brussels<br>Sprouts,<br>Cabbage,<br>Cauliflower | Beet Armyworm,<br>Diamond Back<br>Moth, Imported<br>Cabbageworm,<br>Cabbage-Aphid,<br>Cabbage Looper | Apply every<br>5 days only<br>as needed to<br>maintain Insect<br>control. Can be<br>applied up to<br>1 day<br>prior to Harvest.<br>Do not make<br>more than 8 ap-<br>plications on<br>Cauliflower,<br>Brussels Sprouts<br>and Broccoli and<br>10 applications<br>on Cabbage per<br>Season. | 1 fl. oz.         |

| VEGETABLE & FRUIT                                                                                                                                                                                                                                                                                                                                                                                      | TARGET PEST(S)                                                                                                                                                         | REMARKS                                                                                                                   | RATE/4 GAL. WATER     |
|--------------------------------------------------------------------------------------------------------------------------------------------------------------------------------------------------------------------------------------------------------------------------------------------------------------------------------------------------------------------------------------------------------|------------------------------------------------------------------------------------------------------------------------------------------------------------------------|---------------------------------------------------------------------------------------------------------------------------|-----------------------|
| <p><b>Cucurbits:</b><br/>           Balsam Pear (Bitter Melon),<br/>           Chinese Wax Gourd (Chinese Preserving Melon),<br/>           Citron Melon, Cucumber, Gherkin, Edible Gourds;<br/> <b>Melons (including hybrids such as</b><br/>           Cantaloupe, Casaba, Crenshaw, Honeydew, Honey Balls, Mango Melon, Muskmelon, Persian Melon, Pumpkin, Summer And Winter Squash, Watermelon</p> | <p>Aphids, Cabbage Looper, Cucumber Beetle (Adults), Cutworms, Leafhoppers, Leafminers, Melonworms, Pickleworm, Plant Bugs, Squash Bugs<br/>           Flea Beetle</p> | <p>Do not make more than 8 applications per Season. Ensure uniform coverage. Can be applied up to the day of Harvest.</p> | <p>1 1/2 fl. ozs.</p> |



| <b>VEGETABLE &amp; FRUIT</b>           | <b>TARGET PEST(S)</b>                                                                                                                                    | <b>REMARKS</b>                                                                                                                                            | <b>RATE/4 GAL. WATER</b> |
|----------------------------------------|----------------------------------------------------------------------------------------------------------------------------------------------------------|-----------------------------------------------------------------------------------------------------------------------------------------------------------|--------------------------|
| Peppers                                | Vegetable Leafminer, Cabbage Looper, Flea Beetle, Corn Earworm, Pepper Weevil, European Corn Borer                                                       | Do not make more than 8 applications per Season. Can be applied up to 3 days prior to Harvest.                                                            | 2 fl. ozs.               |
| Strawberries, Raspberries, Blueberries | Strawberry Weevil, Aphid, Spider Mite, Lygus Bug, Flea Beetle, Ominivorous Leaf-tier, Spittlebugs, Japanese Beetles, Field Crickets, Leafroller, Weevils | Do not make more than 8 applications per Season. Do not apply within 14 days of Harvest.                                                                  | 1 1/2 fl. ozs.           |
| Sweet Corn                             | Corn Earworm, European Corn Borer, Fall Armyworm, Southern Armyworm                                                                                      | Apply every 5 days only as needed to maintain Pest control. Do not make more than 6 applications per Season. Can be applied up to 1 day prior to Harvest. | 1 1/2 fl. ozs.           |

| VEGETABLE & FRUIT                                                                                          | TARGET PEST(S)                                                                                                                       | REMARKS                                                                                | RATE/4 GAL. WATER |
|------------------------------------------------------------------------------------------------------------|--------------------------------------------------------------------------------------------------------------------------------------|----------------------------------------------------------------------------------------|-------------------|
| Tomatoes (Do not apply on Cherry Tomatoes and varieties yielding Tomatoes less than one inch in diameter.) | Beet and Southern Armyworm, Tomato Pinworm, Tomato Fruitworm, Horn Worms, Granulate Cutworms, Colorado Potato Beetle, Cabbage Looper | Do not make more than 6 applications per Season. Can be applied up to date of Harvest. | 1 1/2 fl. ozs.    |

### TREE FRUIT AND NUT CROPS

**(For Vegetable, Fruit And Nut Crops Grown Around The Home Only.)** Use at the rate of 2 fl. ozs. in 4 gallons of water. Spray at the first sign of Insects. Wet Trees for thorough and uniform coverage but avoid applying to the point of runoff. Apply to cover underside of leaves and to penetrate dense foliage.

| <b>TREES (FRUIT OR NUT)</b> | <b>TARGET PEST(S)</b>                                                                                                                                                                                       | <b>REMARKS</b>                                                                                                                                                                                                                          |
|-----------------------------|-------------------------------------------------------------------------------------------------------------------------------------------------------------------------------------------------------------|-----------------------------------------------------------------------------------------------------------------------------------------------------------------------------------------------------------------------------------------|
| Almonds,<br>Pecans          | Navel Orange Worm,<br>Peach Twig Borer                                                                                                                                                                      | Apply when Insects appear. Do not make more than 2 applications during the period when the outer hull of the Almond has started to open. Do not make more than 5 applications per Season. Can be applied up to 7 days prior to Harvest. |
| Apples                      | Plum Curculio,<br>Redbanded Leafroller,<br>Rosy Apple Aphid,<br>Spotted Tentiform Leafminer, Tarnished Plant Bug, White Apple Leafhopper,<br>Obliquebanded Leafroller, Green Fruitworm,<br>Japanese Beetles | Apply when Insects appear. Do not make more than 3 applications per Season. Do not apply after petal fall.                                                                                                                              |

| TREES (FRUIT OR NUT) | TARGET PEST(S)                                                                                                                  | REMARKS                                                                                                                    |
|----------------------|---------------------------------------------------------------------------------------------------------------------------------|----------------------------------------------------------------------------------------------------------------------------|
| Peaches              | Lesser Peachtree Borer,<br>Peach Twig Borer,<br>Plum Curculio, Tarnished Plant Bug,<br>Green Fruit Worm,<br>Oriental Fruit Moth | Apply when Insects appear. Do not apply within 7 days of Harvest. Do not make more than 8 applications per Season.         |
| Pears                | Aphids, Codling Moths,<br>Green Fruitworms,<br>Pear Psylla                                                                      | Apply when Insects appear. Do not make more than 3 applications per Season. Can be applied up to 14 days prior to Harvest. |

### INDOOR USES

To prepare dilutions, the concentrate should first be stirred or agitated well. Add the required amount of concentrate to water and blend thoroughly. Do not hold dilutions for more than 24 hours.

For maximum effectiveness, a combination of localized application and space treatment is recommended. Remove pets, birds and cover fish aquariums before spraying.

For initial clean up of severe Insect infestation, dilute at a rate of 6.7 fluid ounces of this product to 1 gallon water of used (1/2% solution). For normal infestations dilute 1 1/3 fluid ounces of this product to 1 gallon of water used (0.1%).

The product can be applied in the Non-Food/Feed Areas of the following sites:

**Indoor Use Areas:**

Do not use in food/feed areas of food/feed handling establishments, restaurants or other areas where food/feed is commercially prepared and processed. Do not use in serving areas while food is exposed or facility is in operation. Serving areas or areas where prepared food are served such as dining rooms but excluding areas where foods may be prepared or held. In the home, all food processing surfaces and utensils should be covered during treatment or thoroughly washed before use. Exposed food/feed should be covered or removed.

**Non Food/Feed Areas:**

Include (but not limited to) garbage rooms, lavatories, floor drains (to sewers), entries and vestibules, offices, locker rooms, machine rooms, boiler rooms, garages, mop closets, and storage (after canning or bottling): HOMES, BAKERIES, BEVERAGE PLANTS, CANNERIES, FLOUR MILLS, FOOD PROCESSING PLANTS, GRAIN ELEVATORS, GRANARIES, HOSPITALS (non-occupied areas), HOTELS, MOTELS, INDUSTRIAL INSTALLATIONS, KENNELS, MEAT PACKING PLANTS, HOMES, OFFICE BUILDINGS, RAILROAD CARS, RESTAURANTS, SCHOOLS, SHIPS' HOLDS, SUPERMARKETS, TRUCK TRAILER, WAREHOUSES.

Do not apply to classrooms when in use. Do not apply this product in occupied patient rooms or in any rooms while occupied by the elderly or infirm.

**As A Surface Spray To Control Cockroaches, Waterbugs, Palmetto Bugs, Ants, Silverfish, Firebrats, Spiders, Crickets, Millipedes, Centipedes, Sowbugs, Pillbugs, Clover Mites, Cheese Mites, Granary Weevils, Rice Weevils, Confused Flour Beetles, Rust Red Flour Beetles, Sawtoothed Grain Beetles, Spider Beetles, Cigarette Beetles, Drugstore Beetles, Mealworms, Grain Mites And Cadelles:**

Use a good sprayer and adjust to deliver a coarse wet spray. Direct

the spray into hiding places, cracks and crevices, under pallets, around containers of stored foods, around the base of machinery, and behind shelves and drawers. Spray bookcases for Silverfish. Spray Ant trails, nests and points of entry.

If surface application only is to be used, spray floors, walls and other surfaces applying at a rate of (1) gallon to 750 square feet of surface.

**To Control Carpet Beetles:**

Spray edges of carpeting and under carpeting and rugs. Make localized application to floor and baseboards. Spray directly into cracks, closets and infested areas of shelving. Repeat treatment as needed but not more often than once every 2 weeks.

**To Control Bedbugs:**

Spray mattresses lightly, particularly around tufts and seams. Take beds apart and spray in all joints. Treat baseboards, moldings and floors. Repeat treatment as needed but not more often than once every 2 weeks. Allow all treated articles to thoroughly dry before use. After the mattress is dry, cover with mattress cover and sheet. Do not use mattress without cover.

**To Control Fleas And Ticks (Adult And Larvae):**

Thoroughly spray infested areas, pet beds, resting quarters, nearby cracks and crevices, along and behind baseboards, moldings, window and door frames, and localized areas of floor and floor covering. Fresh bedding should be placed in animal quarters following treatment.

**As A Space Spray:**

Apply with mechanical or compressed air equipment (non-thermal) adjusted to deliver a fine mist. Close doors and windows and shut off ventilating systems. Direct spray at an upward angle distributing it uniformly through the entire area at a rate of (1) ounce per 1,000 cubic feet of space. Keep area closed for at least 15 minutes. Vacate

area after treatment then thoroughly ventilate before occupying. Reapply every 2 weeks as needed to control infestations.

**For Rapid Control Of House Flies, Fruit Flies, Gnats, Mosquitoes, Skipper Flies, Wasps, Hornets, Bees, Black Flies, Angoumois Grain Moths And Tobacco Moths:**

Apply using conventional mechanical or compressed air equipment (non-thermal) adjusted to deliver a fine mist. Close doors and windows and shut off ventilating systems. Direct spray at an upward angle distributing it uniformly through the entire areas at a rate of (1) ounce per 1,000 cubic feet of space. Keep area closed for at least 15 minutes. Vacate areas after treatment and ventilate and sweep up dead Insects before occupying. Reapply every 2 weeks as needed to control infestations.

**For Rapid Kill Of Exposed Or Accessible Stages Of Other Insects Named On This Label:**

Apply using conventional mechanical or compressed air equipment (non-thermal) adjusted to deliver a fine mist. Close doors and windows and shut off ventilating systems. Direct spray at an upward angle distributing it uniformly through the entire areas at a rate of (1) ounce per 1,000 cubic feet of space. Keep area closed for at least 15 minutes. Vacate areas after treatment and ventilate and sweep up dead Insects before occupying. Reapply every 2 weeks as needed to control infestations.

This page left blank intentionally.



This page left blank intentionally.

Manufactured By:




230 FM 87 • BONHAM, TEXAS 75418

EPA Reg. No. 7401-455

EPA Est. No. 7401-TX-1

Visit Us At: [www.hi-yield.com](http://www.hi-yield.com)



Get the free mobil app at  
<http://gettag.mobi>

